



2026 LADAKH BIKE EXPEDITION

SRINAGAR - LEH - MANALI

9 NIGHT 10 DAYS

WWW.MOTOTURLADAKH.COM

OVERVIEW

Ladakh Biking Experience

Start your Srinagar To Leh road trip along the Leh highway which is elegance by itself as well as goes through the awe-inspiring Kashmir valley as well as scenic communities of Sonamarg and Drass. Because of far better connection and also the availability of basic centers, it is considerably less complicated in contrast to Manali Leh Highway. With that said, this road trip from Srinagar to Manali bike trip is still no walk in the park. When it concerns journey, difficulty and thrill; Srinagar to Leh highway stand no less than the Manali Leh Road. You

Why Us!

We are Leh Based Company, and you will get the best value. That means no Middle man, no Upselling, no Compromises.

We have a team of experienced member and staff. we are registered under LADAKH TOURISM LEH, and an active member of ALL LADAKH TOUR OPERATOR ASSOCIATION (ALTOA)



DAY 1

Arrival at Srinagar | Get to know each other



Altitude: 1500 m.:

- Upon arrival in Srinagar, Check into our hotels and gear up for exploring the beautiful city independently.
- In the evening, our tour manager will brief you about the various safety measures, riding tips, and gear checkups.
- The group would have an opportunity to get acquainted with the fellow riders at dinner time. Overnight stay at the hotel.



DAY 2

Srinagar to Kargil via ZojiLa Pass



Distance: 240 km Ride duration: 6- 7 hrs Altitude Kargil: 2700 m:

- After breakfast at your hotel, gear up for an exhilarating day tour to Kargil.
- The journey takes you across the legendary Zojila Pass (3,580 m), a thrilling gateway to the Ladakh valley.
- En route, pass through the stunning Drass Village, known as the second coldest inhabited place in the world.
- Along the way, witness the towering Tiger Hill and other mighty Himalayan peaks rising dramatically against the sky.
- By evening, you'll roll into Kargil, where the adventure settles for the day.
- Overnight stay at a hotel in Kargil.




DAY 3

Kargil to Leh via Fotu La Pass



Distance: 250 km Ride duration: 6- 7 hrs Altitude Leh : 3500 m:

- Have breakfast at your hotel in Kargil and head out for your journey to Lamayuru.
- Pass through the Lamayuru Village and experience a change in the landscape that appears to have a moon-like surface.
- Visit the confluence of the Zaskar - Indus Rivers, which is also the world highest river rafting point
- Experience the world-famous Hall of fame and learn more about the Indo-Pak wars and the martyrs
- Visit the Magnetic Hill, where you can witness the unusual phenomenon of vehicles sliding uphill on neutral gear
- Overnight stay at hotel in Leh



DAY 4

Leh to Nubra Valley | Khardong-La (World's 2nd highest motorable road)



Distance: 130 km Ride duration: 5 - 6 hrs Altitude of khardong-la: 5360 mts

- After having a healthy breakfast in the morning, get ready for the ultimate adventure.
- This journey will take you through some of the highest passes in the world and will greet you with the ever-changing views of the barren land.
- Take a stopover at the cafe on Khardung-La Pass, the world's highest all-season motorable road and soak in the views as you will feel like on top of the world.
- If time permits, visit the oldest and the largest monastery of Ladakh, the Diskit Monastery, which also houses a large Buddha statue.
- Enjoy the exquisite double-humped Bactrian Camel Ride, exclusively found in this region, as this region was a part of the famous silk route.
- Overnight stay at the campsite in Nubra Valley.



WWW.MOTOTOURLADAKH.COM

DAY 5

Nubra to Turtuk village or Siachen Base and back



Distance: 150 km



Ride duration: 6 - 7 hrs



Altitude of Nubra : 3000 mts

- After a delicious breakfast, ride towards Turtuk
- Turtuk is the last outpost in India after which the Pakistan-controlled Gilgit-Baltistan begins and is one of the gateways to the Siachen Glacier
- The place is culturally, linguistically, and historically different from what you've seen till now in your Ladakh holiday as it falls under the Gilgit-Baltistan region. Even the landscape is different with dramatic narrow valleys and steep mountains, unlike Central Ladakh and Nubra
- Comparatively, situated at a lower altitude than Leh, you'll see green pastures here that yield fresh produce like apricots and apples
- Come back to the campsite and proceed for dinner
- Overnight stay in camps at Nubra valley.



DAY 6

Nubra to Pangong Lake | Shayok Valley



Distance: 160 km



Ride duration: 6 - 7 hrs



Altitude of Pangong : 4250 mts

- Wake up in the morning in the beautiful Nubra Valley and have a scrumptious breakfast.
- Get ready for the most awaited day as you will be visiting Pangong Lake on the Indo-China border.
- One of the highest altitude saline water lakes, Pangong Tso will greet you with its changing colours from shades of blue to green to red.
- Spend the rest of the day exploring the surroundings of the Pangong Lake with the view of mountains on another side.
- You can also recreate some of the moments from your favourite Bollywood movies like 3-idiot and Jab Tak Hai Jaan and enjoy the place in Bollywood style.
- Overnight stay and dinner at a campsite near Merak Village.



DAY 7

Pangong Tso to Leh | Chang La - pass



Distance: 150 km Ride duration: 6 - 7 hrs Altitude of ChangLa pass : 5250 mts

- Wake up in the morning to the beautiful Pangong Lake view and have a delicious breakfast.
- As you mark your way back to Leh, take a small stopover at the Chang-la Pass, which is one of the highest mountain passes in the world.
- Further, visit the Druk Padma School, famed for the movie '3 Idiots' as the site where the last scene was shot.
- One can also visit the beautifully structured Thiksey Monastery or Shey Palace en-route, if time permits.
- Upon reaching Leh, rest for some time followed by dinner at the hotel.
- Overnight stay at a hotel in Leh.



DAY 8

Leh to Sarchu via Tanglang La Pass



Distance: 240 km Ride duration: 7 hrs Altitude of Taklang-la pass : 5340 m

- After breakfast, start your journey towards Serchu
- This route will give you a mesmerizing view of the landscape of this beautiful cold desert which leaves one spellbound. Upon arrival, we settled down in the campsite and the evening was left free up to our own disposal to explore the vast plain of Serchu.
- During the journey, Enjoy the ride through Gata Loops which is a series of 21 hairpin bends and More plains
- Enjoy your lunch at Pang
- By evening reach Serchu & enjoy dinner
- Overnight stay at a campsite in Serchu




DAY 9

Sarchu to Manali | Baralacha-la pass



Distance: 220 km Ride duration: 6 - 7 hrs Altitude of Manali : 2050 m

- Today's ride will be a short one consisting of only 220 km. Enroute Bharatpur, We will also cross the famous Baralacha Pass located at 15912 ft. which connects Lahaul district in Himachal Pradesh to Ladakh.
- We will cross the famous Atal Tunnel as we continue our journey towards Manali.
- Overnight stay at hotel in Manali



DAY 10

Departure | Goodbye



Distance: 0 km

- With a heavy heart, full of memories, your journey ends here. After breakfast, check out from the hotel and we bid you farewell!





Inclusion

- Participation Certificate for the rider
- Accommodation is on a triple sharing basis in camps/hotels, (for couples it is on Double sharing basis)
- Breakfast and Dinner throughout the tour (except breakfast on day 1)
- All inner line permit for the mentioned itinerary
- Royal Enfield Himalayan 411cc (BS6)
- Riding Jacket, Knee and elbow guard
- Fuel for the trip (mentioned itinerary)
- Helmet for both rider and pillion (for best fit and comfort carry your own helmet)
- A Backup vehicle for support and luggage
- A Skilled mechanic for assistance
- A Tour Marshal
- Daily maintenance and spare parts
- First Aid kit and an oxygen cylinder in the backup vehicle

Exclusion

- Anything that is not mentioned in the cost inclusion
- Cost arising by damage to the bike
- Any entrance fee to the monastery and monument
- Any cost arising due to unforeseen events like a landslide, road block etc.
- GST 5%



Package Cost

Solo Rider -	INR 45,900 + 5% Gst
Dual Rider	INR 35,800 + 5% Gst
SIC -(Seat in Car)	INR 35,800 + 5% Gst
Own Bike own fuel -	INR 23,400 + 5% Get

Foreign national have to pay \$100 extra per person on the above package cost

Date

Start Date	End Date
24 may	2 june
02	11 June
13	22 June
20	29 June
01	10 July
08	17 July
19	28 July
26 july	04 Aug
07	16 Aug
14	23 Aug
25 Aug	03 Sept
01	10 Sept
12	21 Sept
19	28 Sept
30 Sept	9 Oct

Safety Assured with Complimentary Gears

Riding Jacket, Kneed Guard.



Things to Carry

- Riding Gloves for cold and Protection
- Postpaid Airtel or Jio sim card
- Warm clothes for riding
- Power bank.
- Comfortable clothes.
- Shoes for riding.
- Raincover for riding
- Personal medication
- Sunglass, Sunscreen
- Personal toiletries
- Most of which you are going to carry boils down to your personal preference

Hotel and Camp image for reference only

Srinagar



Hotel Jamawar



Kargil



Rangyul Hotel



Serchu



Dorje Camp or Gold-drop camp serchu



Manali



Keylinga inn Manali



Leh



Capital City Hotel




Nubra Valley



Shayok Camp

Pangong Lake



Frozen Pangong Camp



Note:

- The check-in time is 12 noon/early check-in subject to the availability of the room.
- If there are any additional expenses due to bad weather or any other reason beyond the control of the tour operator on account of a hotel stay, transportation, meals, etc. extra bill will be raised. Neither Mototour Ladakh nor the participating partners/hotels will be responsible for the additional expenses.
- The sequence of the day-wise itinerary tour program may change depending upon traffic schedules/restrictions on some roads and other unforeseen events.
- If any group member wants to leave the group in-between the tour then he/she has to pay the cost for transportation of bike from point of leaving the tour till the tour endpoint.
- Group members would have to carry a valid ID proof & Driving license is mandatory.
- All guests will be responsible for the safety and security of their own luggage. Only backpacks are allowed. You can carry luggage weighing not more than 15 kg backpack per person with you. Extra luggage will cost you INR 500 per Kg.
- Compensation for any damage/accident done by you during the tour to other property/person would be directly payable by you.
- Booking amount for the trip is valid for season 2026 only.
- If someone cancel the trip on arrival he or she has to pay the total billing amount.
- We have the right to cancel the departure due to insufficient members in the batches. In such a situation, guests are eligible for a full refund. We require minimum strength of 7 riders to operate one group.
- Basic First Aid Kit - It's advised that one should bring his/her own medicines which are known and suitable to him.
- Road Captain will be responsible to manage the group by taking all safety measures. The group has to follow him to make the tour a success.
- In case of an emergency, if any rider is feeling uneasy then he can sit in the backup vehicle and the mechanic will ride the bike.

Payment policy:

5000/- of the Total Billing Amount to be deposited as the booking amount at the time of the booking

Cancellation policy:

Booking Amount of 5000/person is non-refundable.

Rescheduling Policy:

In case you are unable to travel as planned and need to reschedule your date of travel:

Before 15 Days from the Date of Travel - One-time Complementary.

Within 15 Days from the Date of Travel - The cost of rescheduling needs to be paid by the guest subject to amendment charges from hotels and transporters.

Booking Process

Our Booking process is really simple, Each participant have to pay Rs. **5000/-** to confirm the trip.

Just scan the QR code for any UPI method, or you can do IMPS or NEFT to the below Bank Account:

Bank Name - J&K Bank

Account Name - Mototour Ladakh

Account No - 0069010100003760

IFSC code - JAKA0PRIEST

Branch - Leh Main Branch

GSTIN - 38ACMPW8388F1ZL

Share your proof of payment and you will get the confirmation within 24 hrs.

paytm **G Pay**



ALL BHIM UPI APPS ACCEPTED HERE
Scan this QR code with UPI app of any bank or Pay to

MOTOTOUR LADAKH

MT008715535@jkb

0069010100003760



BHIM | **UPI**
BHARAT INTERFACE FOR MONEY | UNITED PAYMENTS INTERFACE



Ladakh Tourism Registered



ALTOA (all ladakh tour operator association)



J&K Tourism Registered

Contact and Location

Website:- <https://www.mototourladakh.com>

Mail:- info@mototourladakh.com
trip@mototourladakh.com

Ph:- + 91- 8494007884, 8899222757, 9622347995

Address

Main Office- Mototour Complex, near Hunger eye, Leh, U.T
Ladakh, 194101



Google
Customer Reviews
★★★★★ 4.8/5

Follow Us Here -

